

## Voice Assistant Setup Guide

### Before Setting Up

1. **See manual:** check if the device you purchased supports 2.4 GHz only, or both 2.4 GHz and 5 GHz Wi-Fi.

 **Confirm Wi-Fi Support**

2. Download the SmartLife App.

 **Add devices** 

Ensure your phone runs iOS 11+ or Android 6.0+ for a smooth connection.

02

### Connecting SmartLife Devices to Alexa

1. Please download the Amazon Alexa App and logged in before connecting.



Amazon Alexa

2. You can set up using either the SmartLife App or the Amazon Alexa App. See the instructions below.

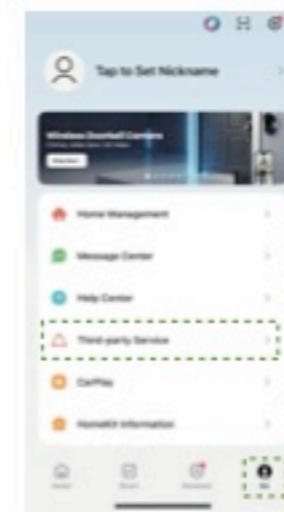


SmartLife Amazon Alexa

03

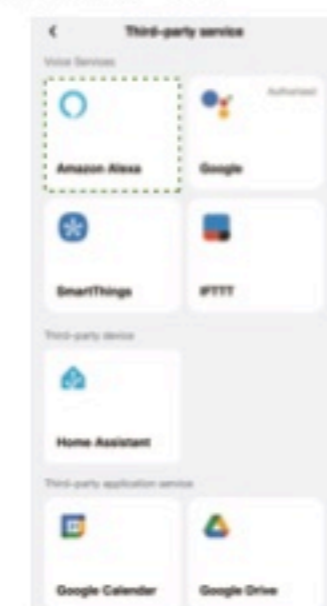
### Method 1: Link via SmartLife

1. Open the SmartLife App, go to the "Me" page, then tap the "Third-party Service".



04

2. Tap "Amazon Alexa" icon.



05

2. Tap "Link to Amazon Alexa".



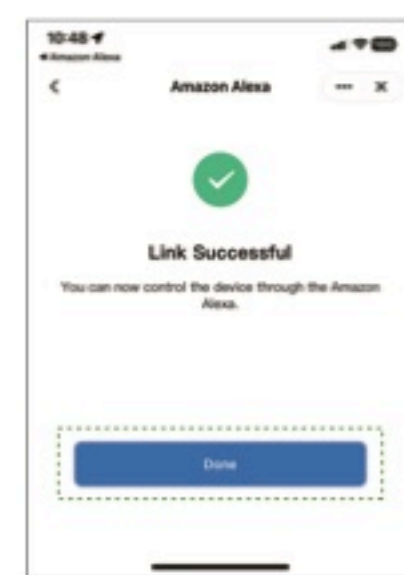
06

4. SmartLife will redirect you to Alexa, then tap "LINK".



07

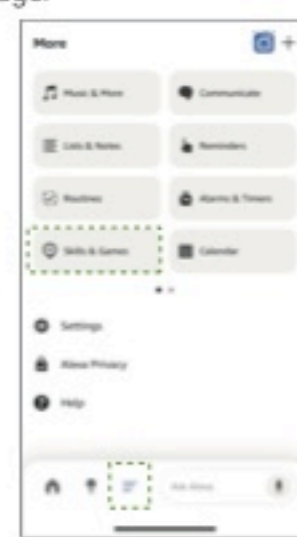
5. Link successfully.



08

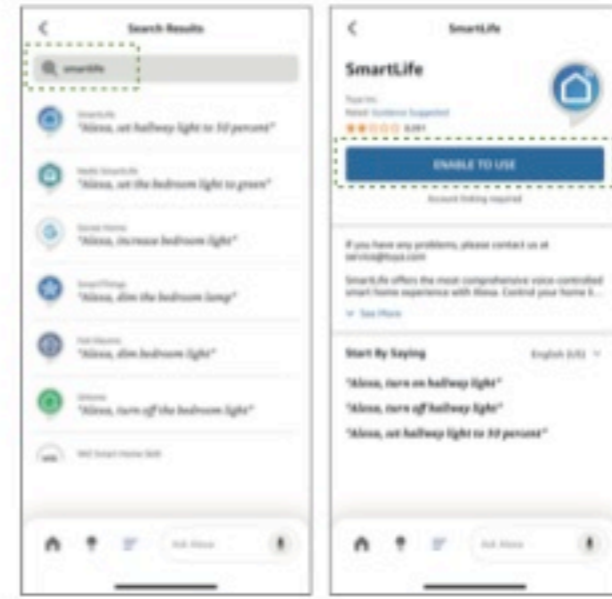
### Method 2: Link via Alexa App

1. Open Amazon Alexa App, tap "Skills & Games" on the "More" page.



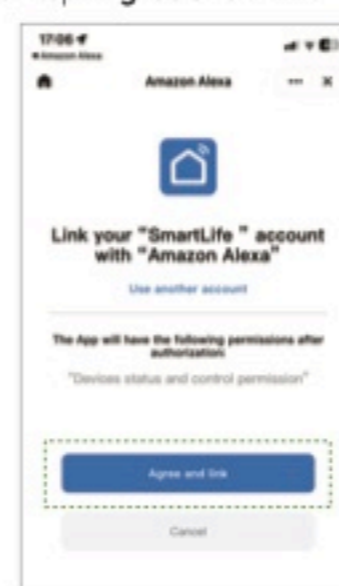
09

2. Search for "Smartlife", then tap "ENABLE TO USE".



10

3. If the SmartLife App is installed, Alexa will redirect you to it, then tap "Agree and link".



11

### Operate Devices via Alexa Voice Control

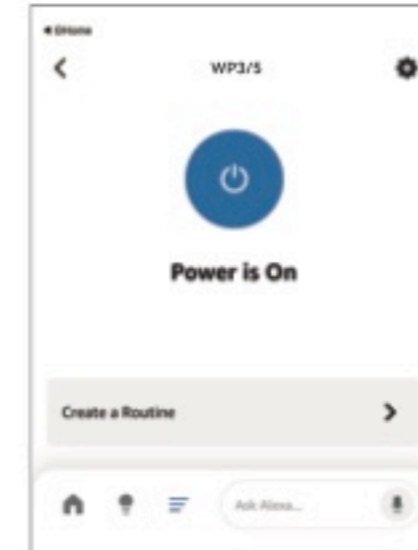
1. Ensure the GHome App is linked to the Amazon Alexa App.



12

2. Go to the "⚡" page, and tap your device.

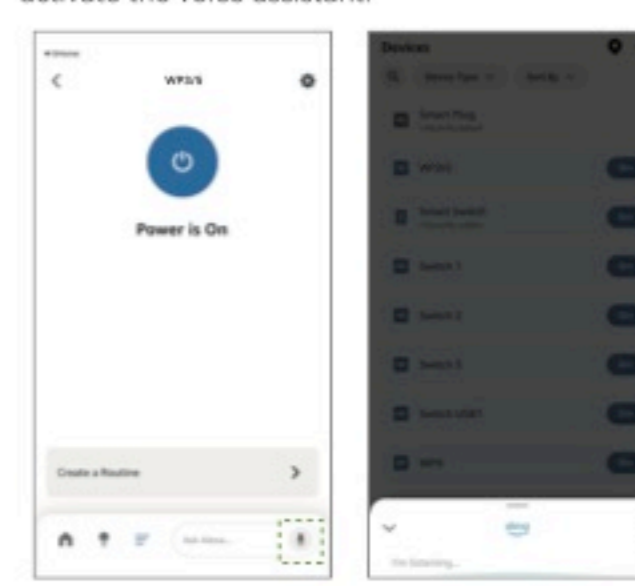
3. Operate the device.



13

**Note:** WP3/5 is used as an example.

4. Voice Control: Tap the "🗣️" in the Alexa App to activate the voice assistant.



14

### Examples of Voice Commands:

"Alexa, turn on [the living room light]."

#### Note:

1. The device name can be changed via the Amazon Alexa App.
2. To use voice control with the speaker, make sure it is connected to the Amazon Alexa App.

15

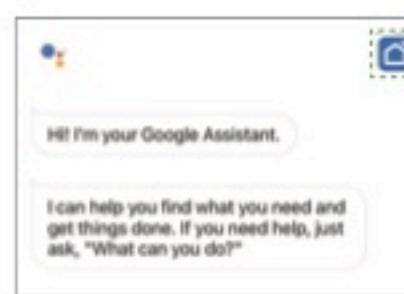
### Connecting SmartLife Devices to Google Assistant

1. Download the Google Assistant App and login in.



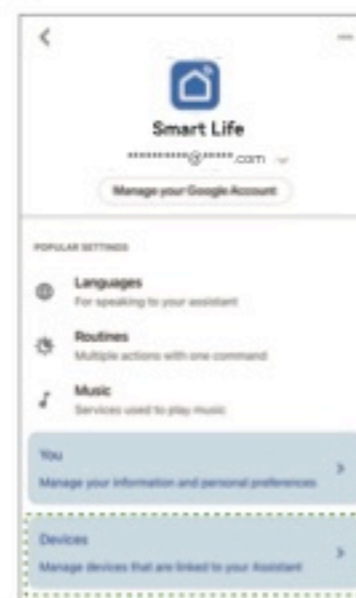
Assistant

2. Tap your profile icon.



16

3. Tap "Devices".



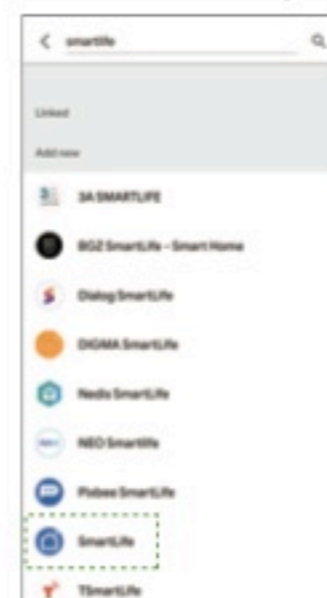
17

4. Tap "Add devices", then tap "Link a smart home device".



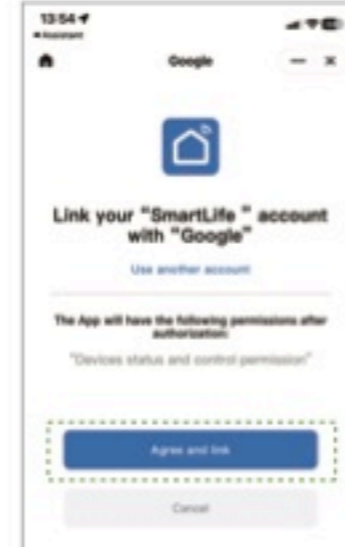
18

5. Search for "Smart Life" and tap it.



19

6. If the SmartLife App is installed, Google Assistant will redirect you to it, then tap "Agree and link".



20

7. Do not take any action when "SmartLife is linked" appears. Google Assistant will then guide you to assign rooms for your devices. e.g.



21